









October 2010 Hawaii Community College Faculty, Staff, Administrators Annual Survey


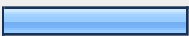


1. My employment classification is:

	Response Percent	Response Count
APT 	13.3%	26
UPW 	1.5%	3
Civil Service 	12.8%	25
Faculty 	41.8%	82
Lecturer 	28.1%	55
Executive/Managerial 	2.6%	5
<i>answered question</i>		196
<i>skipped question</i>		3






2. I work at:

	Response Percent	Response Count
Hilo campus 	80.5%	157
UH Center at West Hawaii 	19.5%	38
<i>answered question</i>		195
<i>skipped question</i>		4






3. I have worked at HawCC for:

		Response Percent	Response Count
Less than 2 years		21.9%	43
3-5 years		27.6%	54
6-10 years		17.3%	34
11 or more years		33.2%	65
		<i>answered question</i>	196
		<i>skipped question</i>	3





4. 1. The mission statement is central to the choices I make in my contributions to the college: the courses I teach, the service I give to students and/or the committees on which I serve.

		Response Percent	Response Count
Strongly Agree		35.7%	66
Agree		50.3%	93
Disagree		7.0%	13
Strongly Disagree		1.1%	2
Not Applicable		5.9%	11
		<i>answered question</i>	185
		<i>skipped question</i>	14






5. 2. The mission statement affects the planning of my courses, the service I give to students and/or the committees on which I serve.

	Response Percent	Response Count
Strongly Agree 	27.9%	51
Agree 	57.4%	105
Disagree 	8.2%	15
Strongly Disagree 	1.1%	2
Not Applicable 	5.5%	10
<i>answered question</i>		183
<i>skipped question</i>		16





6. 3. I understand how my work directly contributes to the overall success of the college.

	Response Percent	Response Count
Strongly Agree 	60.7%	111
Agree 	37.7%	69
Disagree 	0.5%	1
Strongly Disagree	0.0%	0
Not Applicable 	1.1%	2
<i>answered question</i>		183
<i>skipped question</i>		16




7. 4. I have a good understanding of the college’s institutional learning outcomes.

	Response Percent	Response Count
Strongly Agree 	23.1%	42
Agree 	55.5%	101
Disagree 	16.5%	30
Strongly Disagree 	2.7%	5
Not Applicable 	2.2%	4
answered question		182
skipped question		17






8. 5. I consciously strive to serve the diverse student populations of the college.

	Response Percent	Response Count
Strongly Agree 	71.3%	129
Agree 	25.4%	46
Disagree	0.0%	0
Strongly Disagree 	1.1%	2
Not Applicable 	2.2%	4
answered question		181
skipped question		18






9. 6. My department, program, or unit is scheduled for a program or area review within the next five academic years.

	Response Percent	Response Count
Yes 	63.6%	112
No 	1.1%	2
Don't know 	35.2%	62
answered question		176
skipped question		23




10. 7. Within the last three years, curriculum or procedures for my program or unit have been updated.

	Response Percent	Response Count
Strongly Agree 	40.8%	73
Agree 	39.1%	70
Disagree 	4.5%	8
Strongly Disagree 	1.7%	3
Not Applicable 	14.0%	25
answered question		179
skipped question		20






11. 8. The college has a reputation in the community for providing quality education.

	Response Percent	Response Count
Strongly Agree 	31.7%	58
Agree 	55.7%	102
Disagree 	8.7%	16
Strongly Disagree 	1.1%	2
Not Applicable 	2.7%	5
<i>answered question</i>		183
<i>skipped question</i>		16






12. 9. Doing my job is worthwhile and gives me a sense of personal satisfaction.

	Response Percent	Response Count
Strongly Agree 	68.7%	125
Agree 	30.8%	56
Disagree 	0.5%	1
Strongly Disagree	0.0%	0
Not Applicable	0.0%	0
<i>answered question</i>		182
<i>skipped question</i>		17





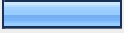
13. 10. I have participated in the development of student learning outcomes for my course, program, or unit.

	Response Percent	Response Count
Strongly Agree 	40.7%	72
Agree 	26.6%	47
Disagree 	9.0%	16
Strongly Disagree 	2.8%	5
Not Applicable 	20.9%	37
<i>answered question</i>		177
<i>skipped question</i>		22






14. 11. I have a good understanding of my department, program, and/or unit student learning outcomes.

	Response Percent	Response Count
Strongly Agree 	39.9%	71
Agree 	43.3%	77
Disagree 	7.9%	14
Strongly Disagree 	1.7%	3
Not Applicable 	7.3%	13
<i>answered question</i>		178
<i>skipped question</i>		21




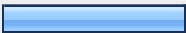
15. 12. I am involved in assessment of my department, program, or unit student learning outcomes.

	Response Percent	Response Count
Strongly Agree 	34.1%	60
Agree 	35.2%	62
Disagree 	9.1%	16
Strongly Disagree 	4.0%	7
Not Applicable 	17.6%	31
<i>answered question</i>		176
<i>skipped question</i>		23



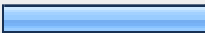
16. 13. I use student learning outcomes assessment to improve learning in my classroom or area of responsibility.

	Response Percent	Response Count
Strongly Agree 	30.6%	53
Agree 	37.6%	65
Disagree 	6.9%	12
Strongly Disagree 	1.7%	3
Not Applicable 	23.1%	40
<i>answered question</i>		173
<i>skipped question</i>		26

17. 14. I assess the learning styles of my students and adapt my teaching approach accordingly.

	Response Percent	Response Count
Strongly Agree 	35.0%	62
Agree 	35.0%	62
Disagree 	2.8%	5
Strongly Disagree	0.0%	0
Not Applicable 	27.1%	48
answered question		177
skipped question		22

18. 15. I provide my students with a copy of the course syllabus with the student learning outcomes of the course clearly stated.

	Response Percent	Response Count
Yes 	65.9%	116
No 	3.4%	6
Don't know	0.0%	0
N/A 	30.7%	54
answered question		176
skipped question		23



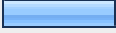


19. 16. I keep current in my field of expertise by:

	Strongly Agree	Agree	Disagree	Strongly Disagree	N/A	Response Count
Attending workshops/conferences.	48.0% (82)	38.0% (65)	5.8% (10)	2.9% (5)	5.3% (9)	171
Taking courses.	24.1% (39)	29.6% (48)	19.1% (31)	5.6% (9)	21.6% (35)	162
Reading journals, magazines in my field.	51.7% (90)	40.2% (70)	3.4% (6)	1.1% (2)	3.4% (6)	174
Obtaining certificates/licenses.	28.4% (46)	22.2% (36)	19.8% (32)	3.7% (6)	25.9% (42)	162
Dialoging with colleagues/professionals in my field.	58.5% (103)	35.8% (63)	1.7% (3)	0.6% (1)	3.4% (6)	176
<i>answered question</i>						176
<i>skipped question</i>						23






20. 17. On our campus, students have adequate:

	Strongly Agree	Agree	Disagree	Strongly Disagree	N/A	Response Count
Library Resources	28.2% (49)	44.8% (78)	19.5% (34)	5.7% (10)	1.7% (3)	174
Academic Support Services (tutoring, learning and testing facilities)	29.0% (51)	54.0% (95)	13.6% (24)	2.3% (4)	1.1% (2)	176
Student Support Services (academic advising, counseling, career guidance)	28.4% (50)	54.5% (96)	11.4% (20)	3.4% (6)	2.3% (4)	176
Technology	24.9% (44)	46.3% (82)	20.3% (36)	6.8% (12)	1.7% (3)	177
Classrooms	10.7% (19)	37.9% (67)	39.0% (69)	11.3% (20)	1.1% (2)	177
Campus facilities	9.1% (16)	26.9% (47)	45.1% (79)	17.1% (30)	1.7% (3)	175
<i>answered question</i>						178
<i>skipped question</i>						21






21. 18. My workplace is adequately maintained.

	Response Percent	Response Count
Strongly Agree 	18.9%	33
Agree 	57.7%	101
Disagree 	16.6%	29
Strongly Disagree 	4.6%	8
Not Applicable 	2.3%	4
<i>answered question</i>		175
<i>skipped question</i>		24






22. 19. My workplace is a physically comfortable place to work.

	Response Percent	Response Count
Strongly Agree 	17.5%	31
Agree 	53.7%	95
Disagree 	20.3%	36
Strongly Disagree 	6.8%	12
Not Applicable 	1.7%	3
<i>answered question</i>		177
<i>skipped question</i>		22






23. 20. My workplace is safe.

	Response Percent	Response Count
Strongly Agree 	25.0%	44
Agree 	59.7%	105
Disagree 	9.7%	17
Strongly Disagree 	4.0%	7
Not Applicable 	1.7%	3
<i>answered question</i>		176
<i>skipped question</i>		23






24. 21. The technology resources are adequate for my needs.

	Response Percent	Response Count
Strongly Agree 	17.0%	30
Agree 	58.0%	102
Disagree 	17.6%	31
Strongly Disagree 	5.7%	10
Not Applicable 	1.7%	3
<i>answered question</i>		176
<i>skipped question</i>		23






25. 22. The computer and software that I use at my college are adequate and up-to-date for my needs.

	Response Percent	Response Count
Strongly Agree 	19.2%	34
Agree 	55.9%	99
Disagree 	18.6%	33
Strongly Disagree 	3.4%	6
Not Applicable 	2.8%	5
<i>answered question</i>		177
<i>skipped question</i>		22






26. 23. I have adequate computer access rights to allow me to do my job.

	Response Percent	Response Count
Strongly Agree 	28.4%	50
Agree 	50.6%	89
Disagree 	11.9%	21
Strongly Disagree 	7.4%	13
Not Applicable 	1.7%	3
<i>answered question</i>		176
<i>skipped question</i>		23






27. 24. Our college provides adequate training in computer technology (applications, operating systems, hardware, etc.).

	Response Percent	Response Count
Strongly Agree 	7.5%	13
Agree 	41.6%	72
Disagree 	33.5%	58
Strongly Disagree 	12.7%	22
Not Applicable 	4.6%	8
<i>answered question</i>		173
<i>skipped question</i>		26






28. 25. Our college provides adequate training in audiovisual technology (projectors, Elmo's, polycom, etc.).

	Response Percent	Response Count
Strongly Agree 	7.4%	13
Agree 	37.7%	66
Disagree 	36.6%	64
Strongly Disagree 	9.7%	17
Not Applicable 	8.6%	15
<i>answered question</i>		175
<i>skipped question</i>		24

29. 26. Our college provides adequate training in distance learning course management (Laulima, etc.).

	Response Percent	Response Count
Strongly Agree 	8.0%	14
Agree 	47.7%	83
Disagree 	22.4%	39
Strongly Disagree 	11.5%	20
Not Applicable 	10.3%	18
<i>answered question</i>		174
<i>skipped question</i>		25






30. 27. I feel the institution advocates and demonstrates fairness and integrity in its treatment of employees.

	Response Percent	Response Count
Strongly Agree 	23.0%	40
Agree 	48.3%	84
Disagree 	15.5%	27
Strongly Disagree 	11.5%	20
Not Applicable 	1.7%	3
<i>answered question</i>		174
<i>skipped question</i>		25

31. 28. HawCC's leadership creates an environment for

	Strongly Agree	Agree	Disagree	Strongly Disagree	N/A	Response Count
Empowerment	19.8% (33)	54.5% (91)	14.4% (24)	7.8% (13)	3.6% (6)	167
Innovation	22.3% (37)	50.0% (83)	16.9% (28)	7.8% (13)	3.0% (5)	166
Institutional excellence	21.8% (36)	50.9% (84)	17.0% (28)	6.7% (11)	3.6% (6)	165
<i>answered question</i>						168
<i>skipped question</i>						31






32. 29. HawCC's leadership encourages faculty, staff, administrators and students to take the initiative to improve practices, programs and services in which they are involved.

	Response Percent	Response Count
Strongly Agree 	20.4%	34
Agree 	55.1%	92
Disagree 	17.4%	29
Strongly Disagree 	5.4%	9
Not Applicable 	1.8%	3
<i>answered question</i>		167
<i>skipped question</i>		32






33. 30. When I seek assistance, the _____ is responsive to my needs.

	Strongly Agree	Agree	Disagree	Strongly Disagree	N/A	Response Count
Office of the Chancellor.	28.7% (47)	31.7% (52)	6.7% (11)	1.2% (2)	31.7% (52)	164
Office of the Vice Chancellor for Administrative Affairs.	20.2% (33)	41.1% (67)	5.5% (9)	3.7% (6)	29.4% (48)	163
Office of the Vice Chancellor for Academic Affairs.	27.4% (45)	37.2% (61)	4.3% (7)	3.0% (5)	28.0% (46)	164
Office of the Dean of Career and Technical Education	19.8% (32)	25.3% (41)	6.2% (10)	1.9% (3)	46.9% (76)	162
Office of the Dean of Liberal Arts and Public Services	16.6% (27)	31.3% (51)	4.3% (7)	1.2% (2)	46.6% (76)	163
Office of the Vice Chancellor for Student Affairs.	28.8% (47)	31.9% (52)	4.9% (8)	1.2% (2)	33.1% (54)	163
Office of the Director of Continuing Education and Training.	16.7% (27)	32.1% (52)	1.9% (3)	1.9% (3)	47.5% (77)	162
Office of the Director of University Center at West Hawai'i.	16.7% (27)	24.1% (39)	6.8% (11)	3.7% (6)	48.8% (79)	162
Office of the University of Hawai'i Community College System.	14.8% (24)	21.0% (34)	8.6% (14)	4.3% (7)	51.2% (83)	162
Office of the President of the University of Hawaii System.	3.1% (5)	15.5% (25)	4.3% (7)	8.1% (13)	68.9% (111)	161
					answered question	166
					skipped question	33

34. 31. Information and knowledge are shared openly within the college.

	Response Percent	Response Count
Strongly Agree 	13.6%	23
Agree 	56.8%	96
Disagree 	19.5%	33
Strongly Disagree 	9.5%	16
Not Applicable 	0.6%	1
<i>answered question</i>		169
<i>skipped question</i>		30

35. 32. My department/division/unit chair does a good job of communicating.

	Response Percent	Response Count
Strongly Agree 	35.3%	59
Agree 	41.3%	69
Disagree 	14.4%	24
Strongly Disagree 	5.4%	9
Not Applicable 	3.6%	6
<i>answered question</i>		167
<i>skipped question</i>		32






36. 33. Communication between my program/department/division/unit and the _____ is effective.

	Strongly Agree	Agree	Disagree	Strongly Disagree	N/A	Response Count
Office of the Chancellor.	22.0% (35)	37.1% (59)	8.8% (14)	3.1% (5)	28.9% (46)	159
Office of the Vice Chancellor for Administrative Affairs.	17.6% (28)	40.9% (65)	6.9% (11)	3.8% (6)	30.8% (49)	159
Office of the Vice Chancellor for Academic Affairs.	21.9% (35)	37.5% (60)	10.0% (16)	3.8% (6)	26.9% (43)	160
Office of the Dean of Career and Technical Education	15.8% (25)	29.7% (47)	8.2% (13)	1.9% (3)	44.3% (70)	158
Office of the Dean of Liberal Arts and Public Services	14.5% (23)	36.5% (58)	7.5% (12)	1.3% (2)	40.3% (64)	159
Office of the Vice Chancellor for Student Affairs.	19.0% (30)	39.2% (62)	7.0% (11)	0.6% (1)	34.2% (54)	158
Office of the Director of Continuing Education and Training.	11.9% (19)	32.7% (52)	5.7% (9)	1.3% (2)	48.4% (77)	159
Office of the Director of University Center at West Hawai'i.	16.3% (26)	28.8% (46)	8.1% (13)	4.4% (7)	42.5% (68)	160
Office of the University of Hawai'i Community College System.	12.1% (19)	26.1% (41)	10.8% (17)	5.1% (8)	45.9% (72)	157
Office of the President of the University of Hawaii System.	6.5% (10)	24.0% (37)	6.5% (10)	7.1% (11)	55.8% (86)	154
					answered question	163
					skipped question	36






37. 34. I understand the role of the _____ in HawCC's governance and decision-making processes.

	Strongly Agree	Agree	Disagree	Strongly Disagree	N/A	Response Count
Academic Senate	20.1% (33)	43.9% (72)	25.0% (41)	4.9% (8)	6.1% (10)	164
College Council	14.2% (23)	41.4% (67)	30.9% (50)	7.4% (12)	6.2% (10)	162
ad hoc Assessment Committee	14.8% (24)	42.6% (69)	29.0% (47)	5.6% (9)	8.0% (13)	162
College Effectiveness Review Committee (CERC)	9.2% (15)	43.6% (71)	30.1% (49)	9.2% (15)	8.0% (13)	163
ASUH-HawCC (student government)	13.0% (21)	43.2% (70)	27.2% (44)	6.2% (10)	10.5% (17)	162
Administrative Team	13.8% (22)	55.6% (89)	18.8% (30)	5.0% (8)	6.9% (11)	160
Department and Division Chairs	25.9% (43)	49.4% (82)	16.9% (28)	3.0% (5)	4.8% (8)	166
<i>answered question</i>						166
<i>skipped question</i>						33

38. 35. I am involved in the college's decision making and planning processes.

	Response Percent	Response Count
Strongly Agree 	10.1%	17
Agree 	33.9%	57
Disagree 	25.0%	42
Strongly Disagree 	12.5%	21
Not Applicable 	18.5%	31
<i>answered question</i>		168
<i>skipped question</i>		31

39. 36. The processes of governance facilitate effective communication among faculty, staff and students.

	Response Percent	Response Count
Strongly Agree 	11.7%	19
Agree 	45.1%	73
Disagree 	25.9%	42
Strongly Disagree 	6.8%	11
Not Applicable 	10.5%	17
answered question		162
skipped question		37

40. 37. Within the last year, I participated in a dialogue or attended a meeting focused on (check all that apply):

	Strongly Agree	Agree	Disagree	Strongly Disagree	N/A	Response Count
budget development	7.5% (12)	19.9% (32)	28.6% (46)	9.9% (16)	34.2% (55)	161
planning	11.8% (19)	39.8% (64)	15.5% (25)	8.1% (13)	24.8% (40)	161
assessment	28.7% (47)	35.4% (58)	10.4% (17)	4.9% (8)	20.7% (34)	164
program or unit review	30.2% (49)	35.2% (57)	10.5% (17)	3.1% (5)	21.0% (34)	162
accreditation	22.7% (37)	39.3% (64)	13.5% (22)	3.1% (5)	21.5% (35)	163
division, department, program or unit matters	34.4% (56)	39.9% (65)	7.4% (12)	2.5% (4)	16.0% (26)	163
Academic Senate business	12.9% (21)	22.1% (36)	22.7% (37)	9.8% (16)	32.5% (53)	163
College Council business	6.3% (10)	15.0% (24)	28.8% (46)	13.8% (22)	36.3% (58)	160
answered question						166
skipped question						33

41. 38. I understand my role in:

	Strongly Agree	Agree	Disagree	Strongly Disagree	N/A	Response Count
budget development	9.3% (15)	28.4% (46)	21.6% (35)	12.3% (20)	28.4% (46)	162
planning	11.3% (18)	41.3% (66)	16.9% (27)	9.4% (15)	21.3% (34)	160
assessment	23.6% (39)	38.8% (64)	10.9% (18)	5.5% (9)	21.2% (35)	165
program or unit review	26.5% (43)	42.6% (69)	8.0% (13)	3.1% (5)	19.8% (32)	162
accreditation	20.7% (34)	48.2% (79)	10.4% (17)	3.0% (5)	17.7% (29)	164
division, department, program or unit matters	29.9% (49)	43.3% (71)	7.3% (12)	4.3% (7)	15.2% (25)	164
the Academic Senate	11.8% (19)	31.7% (51)	16.1% (26)	5.6% (9)	34.8% (56)	161
the College Council	8.9% (14)	24.1% (38)	20.3% (32)	12.7% (20)	34.2% (54)	158
					answered question	166
					skipped question	33